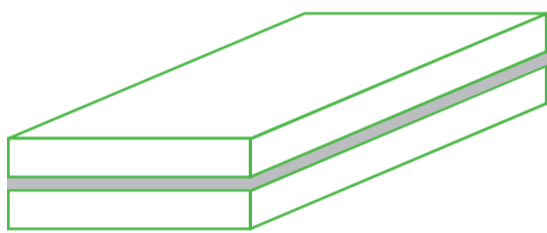


MultiLoft

MultiLoft enables you to quickly and easily produce double, triple or quadruple thick cards for digital or offset printing. Simply print the sheets, assemble them in the guillotine machine and trim to the desired format – done! The prefabricated adhesive is activated by the pressure of the press bar in the guillotine machine and reliably bonds the layers.

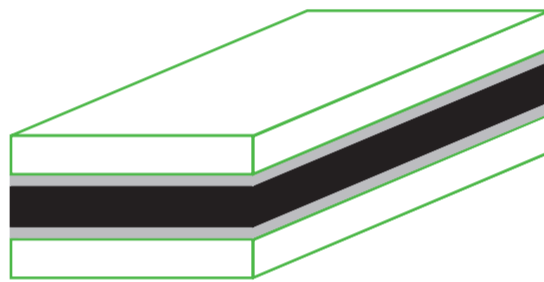
480 gsm



240 gsm MultiLoft COVER

+ 240 gsm MultiLoft COVER

750 gsm

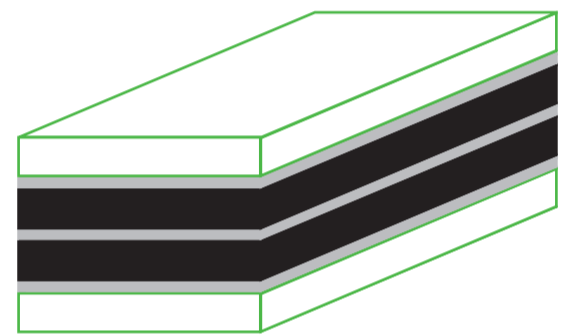


240 gsm MultiLoft COVER

+ 270 gsm MultiLoft INSERT

+ 240 gsm MultiLoft COVER

1020 gsm



240 gsm MultiLoft COVER

+ 270 gsm MultiLoft INSERT

+ 270 gsm MultiLoft INSERT

+ 240 gsm MultiLoft COVER

PROCESSING GUIDELINES

Please follow the suggested guidelines to ensure the highest quality finished product.

- Pay close attention to sheet alignment
- Limit the paper stack for the guillotine machine to 2.5cm
- Set the guillotine machine to three tons pressure – **MINIMUM (N.B If less than three tons of pressure is applied the sheets may not seal properly)**
- Pressing the press bar on the guillotine machine activates the adhesives, sealing the sheets during blanking
- To prevent marks on the sheet during sealing, place a cardboard of an appropriate size on the underside of the press bar. You can simply tape the cardboard to the press bar using adhesive tape. For a particularly clean cut, cut in two steps, with only 2 to 3 mm removed in the second step.

MultiLoft should be protected from heat and moisture and stored in the original packaging (plastic wrap).